

## Teton County COVID-19 Surveillance Report December 15, 2020

	Total Cases	Cases/100K	Cases/100K Last 7 Days
<b>Teton County</b>	<b>286</b>	<b>4,359</b>	<b>48.8</b>
<b>Montana</b>	<b>74,040</b>	<b>6,900</b>	<b>63.4</b>

	Total Deaths	Deaths/100K	Hospitalizations/100K
<b>Teton County</b>	<b>3</b>	<b>49</b>	<b>325</b>
<b>Montana</b>	<b>826</b>	<b>77</b>	<b>294</b>

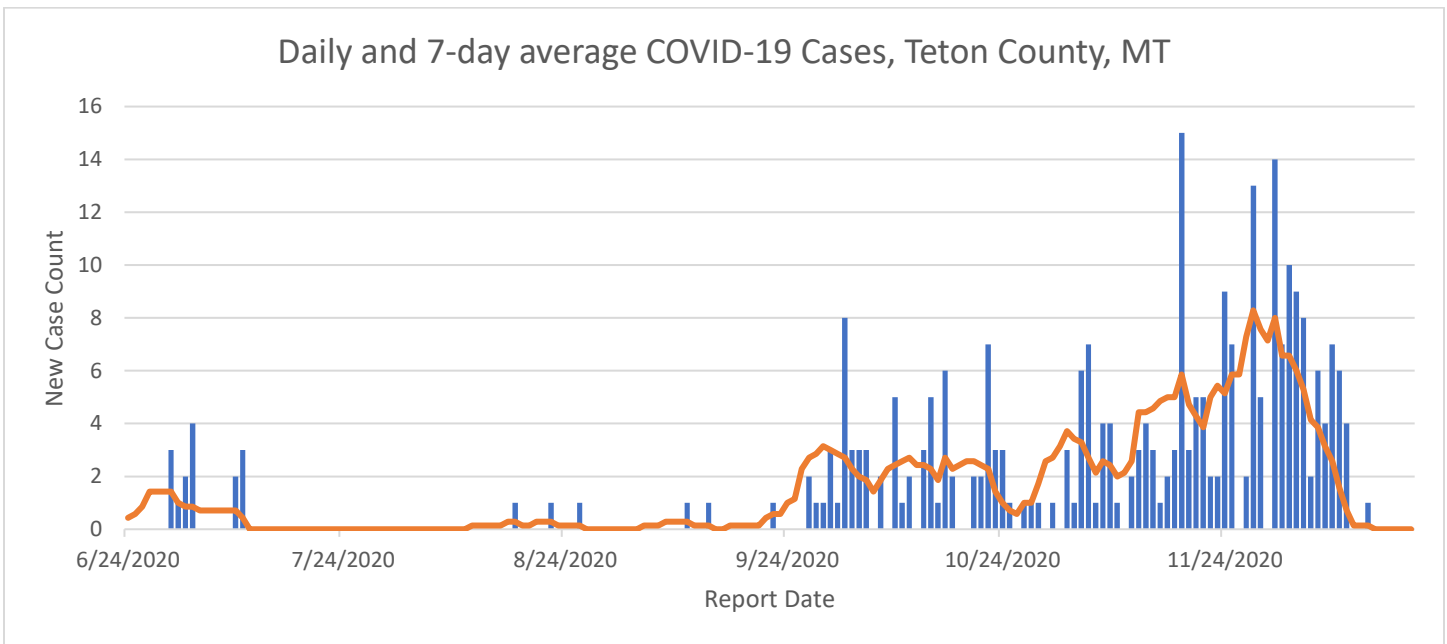


Figure 1. Describes the number of daily cases and a 7-day rolling average of cases in Teton County. The blue bars indicate the daily new case reports and the orange line represents the 7-day rolling average of new cases. The number of new cases for the week of 12/9/20 - 12/15/20 was 21, compared to the 7-day period prior to that, 12/2/20 - 12/8/20, when 46 new cases were reported.

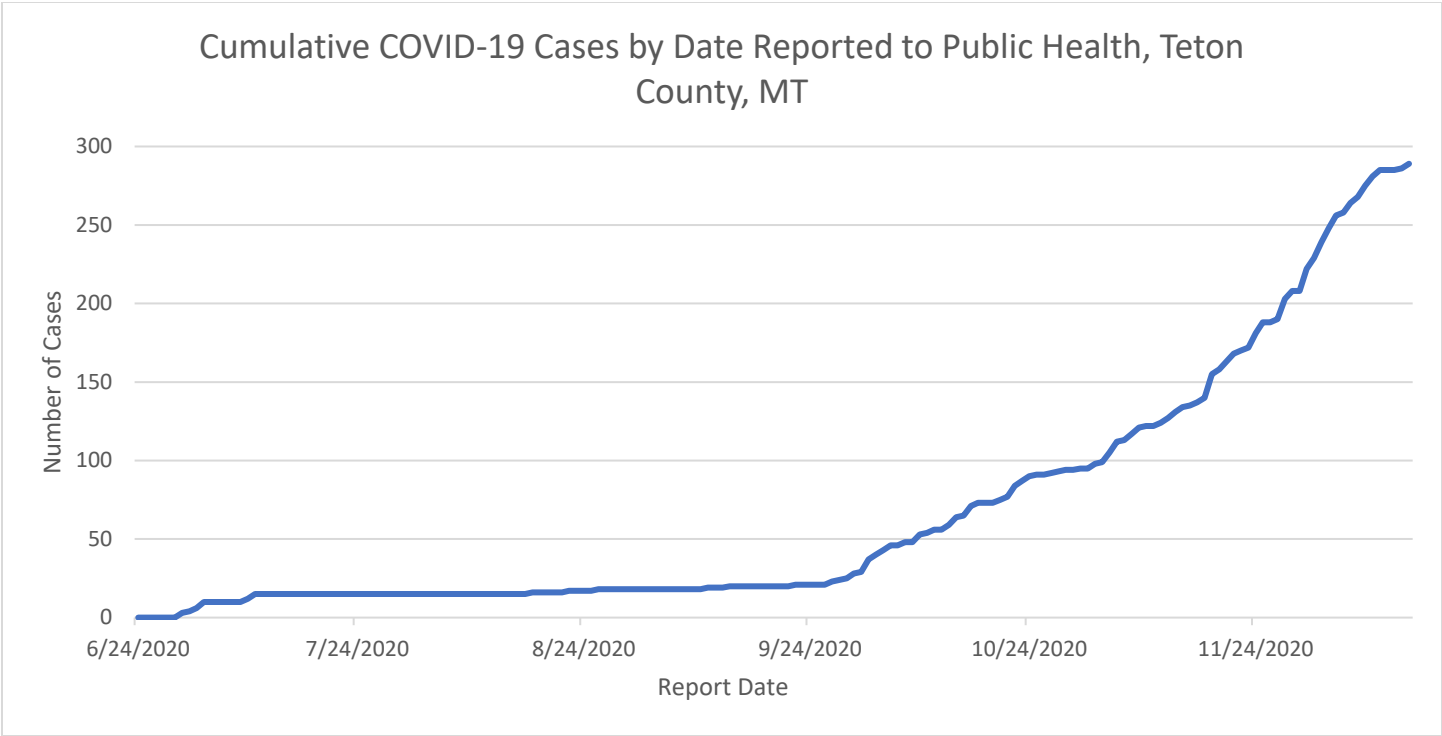


Figure 2. Describes the cumulative increase of COVID-19 cases over time from 6/24/2020 to 12/15/2020.

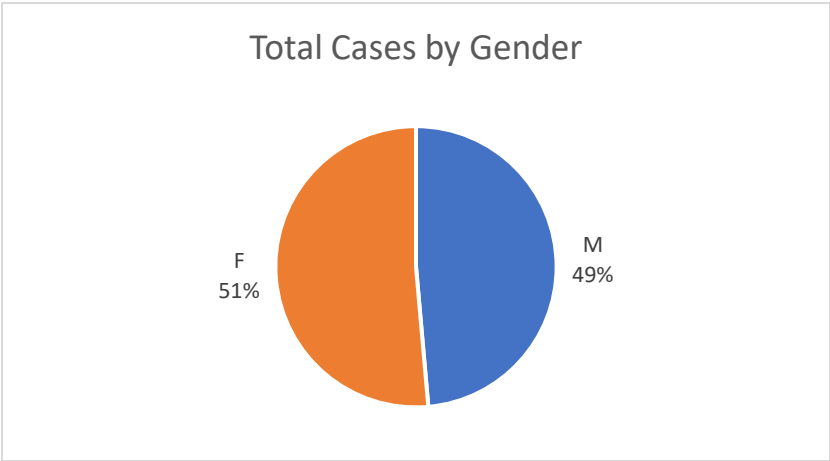


Figure 3. Describes the gender breakdown of all cases in Teton County as of 12/15/20.

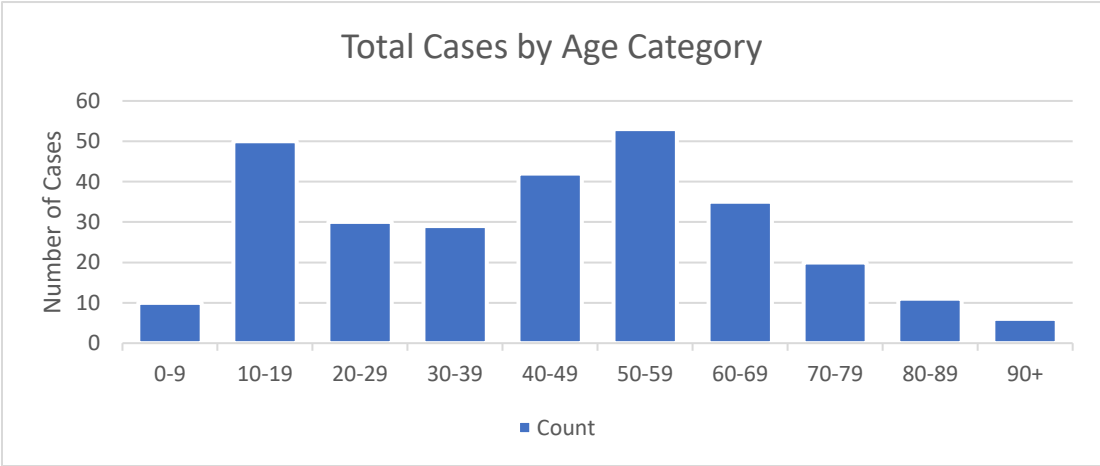


Figure 4. Describes the breakdown of all COVID-19 Cases in Teton County by 10-year age groupings.

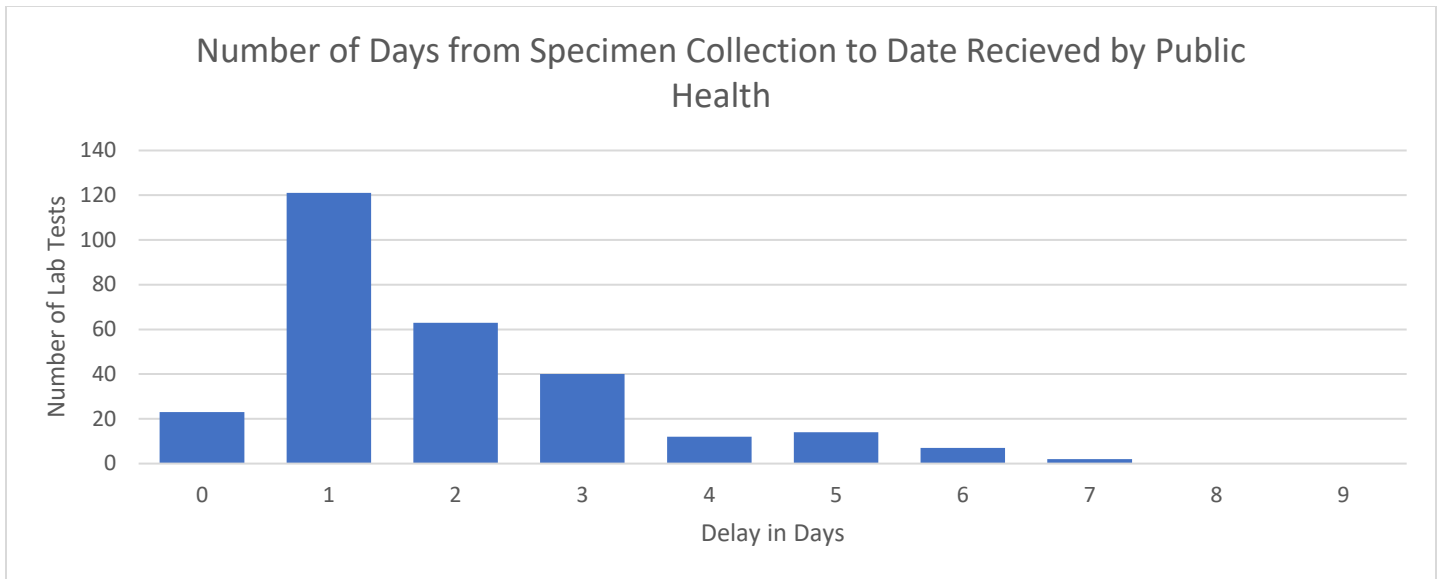


Figure 5. Describes the number of days it takes public health to receive the results of laboratory tests for COVID-19. The median number of days between specimen collection and report to public health was 1 day.

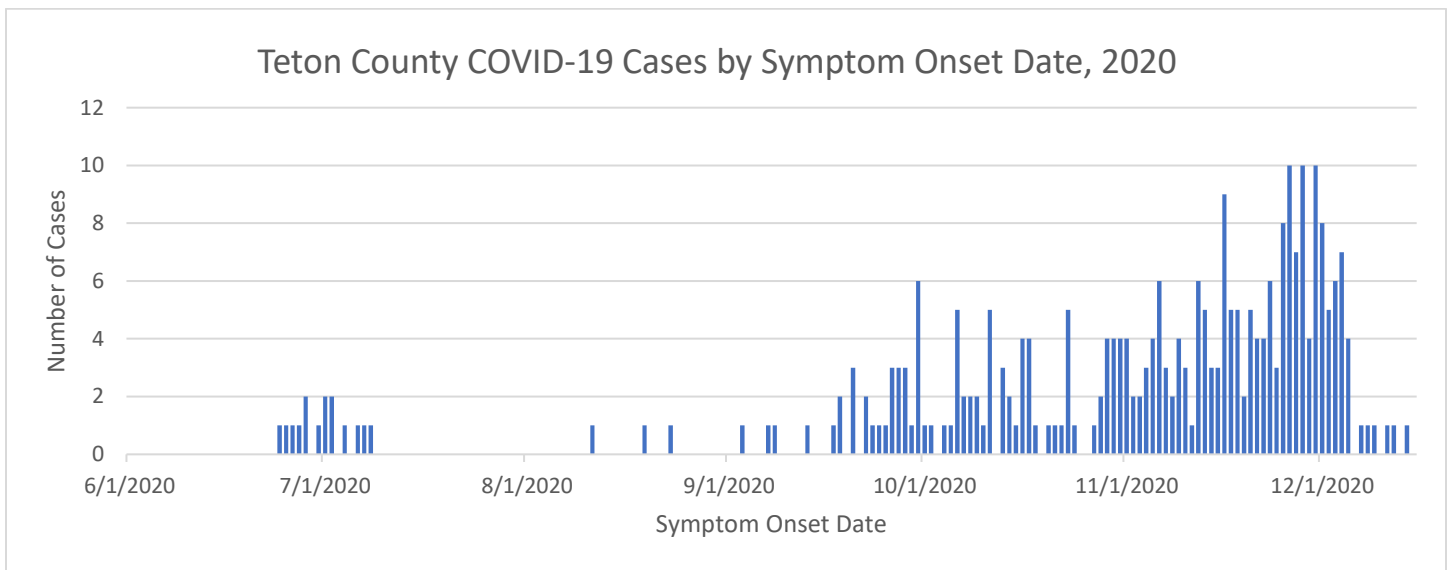


Figure 6. Epidemic curve of cases residing or recovering in Teton County at the time of COVID-19 diagnosis displayed by date of symptom onset. Data only includes cases (n=283) with onset date information reported to TCHD between June 24, 2020 to December 1, 2020. Onset date data may be unavailable because the COVID-19 case was asymptomatic, unable to determine when symptoms started, onset date is not yet reported or the case was not responsive to public health outreach.

Table 2. Describes the number of active COVID-19 cases at K-12 schools in Teton County, Montana. Data are current as of 12/10/2020. Cumulative counts of COVID-19 cases in schools can be found on the Montana Department of Public Health and Human Services website.

<b>TETON</b>	Bynum Public Schools	K-12	0	0	0	NO
	Chouteau Public Schools	K-12	7	13	20	YES
	Dutton Brady Public Schools	K-12	0	1	1	YES
	Fairfield Public Schools	K-12	17	17	34	YES
	Greenfield Public Schools	K-8	0	1	1	YES

---

Power Public Schools	K-12	1	0	1	YES
----------------------	------	---	---	---	-----

---